



Southern Marvel with Overnight Milford Cruise

Starting in Christchurch, you'll travel through the Mackenzie Country to Mt Cook National Park. Here you'll get up close to floating icebergs on the Tasman Glacier Lake. From Mt Cook head south to Te Anau, where you spend a relaxing evening at the exclusive Fiordland Lodge. The next day you will drive the spectacular Milford Road, where you board the Milford Mariner for your overnight cruise in this untouched wilderness. Marvel at the waterfalls and the clear night skies. On returning to land, you'll drive north to Dunedin and the Otago Peninsula. The next day take the coastal road north to Christchurch.



Starts in: Christchurch
 Finishes in: Christchurch
 Length: 9days / 8nights
 Accommodation: Boutique Lodges & Hotels
 Can be customised: Yes

This itinerary can be customised to suit you perfectly. We can add more days, remove days, change accommodations, mix it up, add activities to suit your interests or simply design and create something from scratch. Call us today to get your custom New Zealand itinerary underway.



Inclusions:

Includes: Late model rental cars
 Includes: Fully inclusive rental car insurance (excess may apply)
 Includes: Unlimited kms
 Includes: Afterhours emergency support while touring
 Included activity: Private Transfer Christchurch International Airport to Christchurch Accommodation
 Included activity: Electronic Travel Guide and In-Country Support App
 Included activity: The Visitor Promise - Cultural Learning Course
 Included activity: Glacier Explorers
 Included activity: Milford Mariner Overnight Cruise
 Included activity: Dinner at Camp Estate, Larnach Castle
 8 breakfasts, 3 dinners, 1 special dinner



Day 1



Welcome to Ōtautahi / Christchurch

Kia ora and welcome to Aotearoa, New Zealand. After checking into your accommodation, the rest of the day is yours to explore at your leisure. Christchurch, known in Māori as Ōtautahi, is the largest city on the South Island. Often referred to as the Garden City it boasts one of the largest public parks in the country and the city centre is full of very impressive stone buildings reminiscent of the English university towns. The inner city has almost been completely rebuilt following earthquakes in 2010 and 2011. Explore the city and see how the old mixes with New Zealand's "newest" city.

Private Transfer Christchurch International Airport to Christchurch Accommodation

On arrival, you will be met by a private driver and transferred to your Christchurch accommodation.

Your accommodation: Orari Bed & Breakfast

Orari Bed and Breakfast offers elegant and inviting accommodation in the heart of Christchurch city. This heritage building has all the charm of a grand Victorian home, but with modern comforts providing for an enjoyable stay.



Day 2



Collect Rental Car

This tour's from price includes an intermediate-sized vehicle, setting you up for comfortable travels. Yet, we understand every adventure is unique! Feel free to select the perfect wheels from our incredible collection of rental cars, spanning from economy hatchbacks to premium SUVs.

Christchurch to Aoraki-Mt Cook National Park

Drive through the heart of the South Island, crossing the vast Canterbury plains. Catch your breath in Geraldine before continuing through Fairlie. Ascending Burkes pass you'll come to the picturesque town of Lake Tekapo. Follow the road and take in the view of Aoraki-Mt Cook (New Zealand's tallest mountain) from the shores of Lake Pukaki, known for its glacier fed turquoise blue colour. Continue along the lake to your final destination Aoraki-Mt Cook Village.

Glacier Explorers

Experience 500-year-old icebergs up close on the Aoraki-Mt Cook terminal lake. The Glacier Explorers tour is the only one of its kind in New Zealand and one of only three in the world! Very few glaciers terminate into lakes and even fewer of them are accessible. See towering ice cliffs and floating icebergs from the safety of a specially designed boat. These boats provide a safe way to view unseen and inaccessible areas of New Zealand's largest glacier The Tasman.

Your accommodation: Hermitage Hotel, Aoraki Wing Premium

The Hermitage Hotel ringed by magnificent snow-capped peaks of the Southern Alps, is a world-renowned tourist destination and has been an icon of superior accommodation and dining since 1884.

Meals included: Breakfast, Dinner



Day 3



Aoraki Mt Cook National Park to Queenstown

Leaving the alpine region of Aoraki Mt Cook, you'll travel through the lakeside town of Twizel, then a little further to Omarama the gliding capital of New Zealand. Continue on over the Lindis Pass, one of New Zealand's highest roads with a summit of 971 metres. Arrive in the quaint village of Tarras, then continue on a short way to the historic Bendigo Reserve, one of Otago's original gold mining settlements. Follow the road to Cromwell, and keep going through the sheer cliffs of the Kawarau Gorge towards Gibbston, one of New Zealand's premier wine growing regions. See the historic Kawarau Bridge where you can bungy jump or relax and watch others take the plunge. Approaching Queenstown, the Remarkables mountain range comes into view as you arrive into the adventure capital of New Zealand.

Queenstown

Queenstown known in Māori as Tāhuna, is home to many adrenaline-inducing activities. Nestled on the shores of Lake Wakatipu, this alpine town has very distinct seasons, and most adrenaline-filled activities can be accessed year-round. Queenstown is home to jet boating, bungy jumping, rafting, skydiving, paragliding, and even indoor thrills. If you want that rush - head out on the Shotover Jet, dive off the Nevis Bungy, freefall on the Canyon Swing, or Zip line the Gondola. While arguably the brightest gem in New Zealand's crown, Queenstown offers far more than an action-packed getaway. If you're looking for a slightly slower pace, there are plenty of recreational activities, including hiking and biking trails to explore, guided tours, boat cruises, scenic flights, or spa and wellness options to help you get away. Head to the lakefront, eat at one of the al fresco eateries, and soak up the local vibes; catch a ride on the iconic 100-year-old steamship the TSS Earnslaw; or take the Skyline Gondola and enjoy bird's-eye views of the Remarkables mountain ranges and Lake Wakatipu. Pack a picnic and go for a hike, only 20 minutes from Central Queenstown, Coronet Peak opens for summer sightseeing. You can ride the Peak Gondola to the top for panoramic views and hike the trails, or go for a bike ride on many excellent biking trails. In winter, Queenstown becomes a world-class winter resort, with four ski areas and a range of activities, bars, restaurants, and ways to relax and unwind.

SUGGESTED ACTIVITY - Gondola and Buffet Dinner with Skyline Queenstown

With breathtaking views across Queenstown and Lake Wakatipu, the Skyline Complex is a must-do. Catch the fully enclosed gondola to the summit for a remarkable panorama of the city's surroundings. Wander the outdoor viewing decks then enjoy a gourmet buffet meal in the Stratosphere Restaurant.


Your accommodation: The Dairy Hotel Queenstown, A Naumi Chapter

The Dairy Private Hotel – a unique blend of exquisite design, rich history and warm hospitality in the city centre. Beginning as Queenstown's original 'dairy' (corner store) in 1920, it has now transformed into an interiors masterpiece after an exquisite refurbishment that features wallpapers from British luxury interiors brand House of Hackney.

Meals included: Breakfast



Day 4



Queenstown to Te Anau

Passing through the bustling suburb of Frankton, follow the shores of Lake Wakatipu. The Remarkables mountain range towers over you on the stretch of road known as "The Devil's Staircase" leading you to the township of Kingston. You'll venture into Southland before crossing the rolling tussock lands of Mossburn (deer capital of New Zealand) and shortly arriving at Te Anau, the gateway to Fiordland National Park.

Te Anau

It is the gateway to Fiordland National Park and a perfect base to visit Piopiotahi-Milford Sound. The Milford Road originates here, and this is arguably one of the most scenic stretches of highway in the country. Te Anau sits on the shores of spectacular Lake Te Anau, which reaches depths of 417 meters. Te Anau Township is the starting point for many walking tracks, including two of New Zealand's Great Walks, the Milford track and the Kepler track. Apart from hiking, you could go kayaking, lake cruising, fishing, or exploring Te Anau Glowworm Caves. You could go for a bike ride alongside the lake towards Lake Manapouri, on a popular Lake to Lake biking route. Along the way, you will pass a bird sanctuary specialising in Takahe, and other native birds.

SUGGESTED ACTIVITY - Te Anau Glowworm Caves with RealNZ

Begin your Te Anau Glowworm experience with a scenic cruise across Lake Te Anau on board the luxury catamaran, Luminosa, to the western side of the lake. On arrival, you'll enter the caves through Cavern House, where informative displays detail the history of this 12,000 year old underground network. You'll then explore by limestone pathway while your guide points out hidden whirlpools, sculpted rock formations, and a rushing underground waterfall. See a magical display of thousands of glowworms as you glide through the darkness in a small boat.

Your accommodation: Te Anau Lodge

Te Anau Lodge began its existence as a Catholic convent in 1936 before being converted into a wonderful lodge. A beautiful Rimu wood interior awaits you and each of the 7 rooms house furniture made from stunning native woods.

Meals included: Breakfast, Dinner



Day 5



Te Anau to Milford Sound

The road to Milford Sound has countless photo opportunities and short walks. The Mirror Lakes create perfectly clear reflections of the surrounding mountains and glacier-formed meadows. Further along, you'll pass through the Homer Tunnel, an incredible feat of engineering at 1219 metres long. Milford Sound is the only sound accessible by road, making it very popular to visit. Coming into the village, you'll be greeted with an amazing view of Mitre Peak, which rises spectacularly from the waters up to the sky. Real Journey cruises can take you out into the sound where you'll receive a wealth of information on how this magnificent area has been formed and experience first-hand the multitude of waterfalls that line the fjord.

Note: Please make sure to allow 2.5hrs to Milford Sound, this takes into account the current road works on the Milford Road."

Milford Mariner Overnight Cruise

The Milford Mariner offers you a very special dinner, bed and breakfast experience on Milford Sound. Onboard the Milford Mariner you will cruise the full length of this spectacular fiord to the Tasman Sea before anchoring for the night in sheltered Harrison Cove. Accompanied by a nature guide you can go exploring in the tender craft and kayaks or simply relax on deck. After the day's activities, you enjoy a delicious evening buffet in the spacious saloon before retiring to your private cabin.

The vessel itself was designed along the lines of a traditional New Zealand coastal trading scow to reflect Fiordland's heritage. Departing from the Milford Wharf, the Milford Mariner cruises the length of Milford Sound to the Tasman Sea leisurely exploring on the way many points of interest, there is plenty of time to view the waterfalls, rainforest, mountains and wildlife and the experienced nature guide on board will be able to answer any questions you may have. After reaching the open sea, subject to weather and favourable conditions the sails are hoisted for a period. The vessel returns to the calm and shelter of Harrison Cove for your overnight stay. It is important you read and understand the risks associated with this activity. For more information, see here.


Your accommodation: Overnight Boat in Milford Sound

Onboard the Milford Mariner you will cruise the full length of this spectacular fiord to the Tasman Sea before anchoring for the night in sheltered Harrison Cove. After the day's activities, you'll enjoy a delicious evening buffet in the spacious saloon before retiring to your private cabin.

Meals included: Breakfast, Dinner



Day 6



Milford Sound Overnight Cruise returns then onto Te Anau

Your Milford Sound overnight cruise will return to Milford this morning between 9-10am.

Return to Te Anau along the fantastic Milford Road.

Note: Please make sure to allow 2.5hrs to Te Anau, this takes into account the current road works on the Milford Road."

SUGGESTED ACTIVITY - Ata Whenua - Shadowland Film at Fiordland Cinema

Ata Whenua refers to the southwestern coast of New Zealand and translates to English as "Shadow Land". This breathtaking short film will take you on an unforgettable journey through one of the most awe-inspiring landscapes on earth, Fiordland National Park. Shot by award-winning cinematographers with outstanding musical composition, this is the next best thing to a scenic flight over this spectacular wilderness.

Te Anau Wildlife Centre

Fiordland is home to a wonderful variety of native birds, whose habitat ranges from the rugged mountain and forest environments to the wild west coast seashore. The Te Anau Wildlife Centre is the ideal setting to learn about some of Fiordland's wildlife. The centre offers the opportunity to view the rare flightless takahē, now restricted to the tussock grasslands of the Murchison Mountains of Fiordland. Native waterfowl, weka, parakeets, tui, kea, kākā and pigeons are all part of the setting. The centre's main aviary houses a number of native birds. The native pigeon, tui, kea and kaka or bush parrot can be seen here. Another aviary houses native parakeets.


Your accommodation: Te Anau Lodge

Te Anau Lodge began its existence as a Catholic convent in 1936 before being converted into a wonderful lodge. A beautiful Rimu wood interior awaits you and each of the 7 rooms house furniture made from stunning native woods.

Meals included: Breakfast



Day 7



Te Anau to Dunedin

The drive from Te Anau to Dunedin takes you through classic Southland farmland scenery to Gore, the official home of country music in New Zealand. Continuing onward to the East Coast you'll pass through small farming communities and then on to State Highway 1. Balclutha is the next landmark town and gateway to the seaside community of The Catlins. From here it is a short drive through to Dunedin, known in Māori as Ōtepoti and known worldwide as "Edinburgh of the South".

Dunedin

Dunedin, known in Māori as Ōtepoti, is referred to as the "Edinburgh of the Southern Hemisphere". The city has a rightly deserved reputation as one of the best-preserved Victorian and Edwardian cities in the Southern Hemisphere. Of particular note is Dunedin Railway Station, built 1904 - 1906, and St Paul's Cathedral in the Octagon. The Otago Museum is renowned for its Māori and Pacific Island collections and natural history displays. A visit to the Speights, New Zealand's oldest brewery, is also considered a must while in Dunedin. The Botanic Gardens is a great spot and at the right time of year, you can witness the Rhododendron Dell in bloom. The Otago Peninsula is the only home in the world to the Northern Royal Albatross. The Peninsula can be visited for the day from Dunedin and the stunning harbor landscape and wildlife are worth exploring. High among the rolling hills of the Peninsula is Larnach Castle, the grand home of an early politician. Construction of the castle began in 1871 and was completed 12 years later. From here, views out to sea and back towards the city emphasize the singular beauty of Dunedin and its jewel-like harbor.

Dinner at Camp Estate, Larnach Castle

Keeping with the historical setting of Larnach Castle, a four-course dinner is offered in a grand Castle Dining Room. This is a trust-the-chef experience where you may indulge in incredible meals and meet other guests. The menu reflects local meats and vegetables, served in a traditional New Zealand-style cuisine with the opportunity to pair with regional wines.

Your accommodation: Camp Estate at Larnach Castle

A luxurious country house built from blue stone and features a spectacular marble staircase. The modern rooms are all double glazed and the reception rooms are all heated by open fires and underfloor heating. Staying at Camp Estate includes entry to Larnach Castle and the grounds.

Meals included: Breakfast, Speciality Dinner



Day 8



Dunedin to Christchurch

Heading north from Dunedin your first stop should be Moeraki to explore the famous and unique Moeraki Boulders strewn on the beach. The town of Oamaru is most famous for its buildings constructed with the unique locally quarried white stone. Explore the old quarter or if you don't mind a late arrival into Christchurch then stay longer to see the blue penguins come ashore at dusk. The port town of Timaru is next and then the vast Canterbury Plains. Crossing New Zealand's longest bridge at Rakaia you can view some great examples of the South Island's famous braided rivers. Arriving in Christchurch City puts you close to the airport and the International Antarctic Centre, a visit is highly recommended. Here you can get as close to experiencing life on the frozen continent without actually visiting plus see New Zealand's little blue penguins and ride in a Haaglund Tracked vehicle.

SUGGESTED ACTIVITY - Christchurch Gondola

In the Heathcote Valley, just a 20-minute drive from the heart of Christchurch City, ride the Christchurch Gondola for nearly a kilometer to the collapsed rim of an extinct volcano, which exploded six million years ago. Take in the spectacular panoramic views of the central city, Lyttelton Harbour, Banks Peninsula, Canterbury Plains, and the distant peaks of the Southern Alps. Wander the summit complex, enjoy a coffee or lunch in the cafe, and choose one of many nature walks to explore or visit the Christchurch Discovery Ridge, a dramatic reconstruction of the history of the Port Hills and Christchurch.

Your accommodation: Orari Bed & Breakfast

Orari Bed and Breakfast offers elegant and inviting accommodation in the heart of Christchurch city. This heritage building has all the charm of a grand Victorian home, but with modern comforts providing for an enjoyable stay.

Meals included: Breakfast



Day 9



Return Your Vehicle to Christchurch Airport

It's time to return your rental car and let the South Island journey come to an end. If time allows spend the day exploring more of Christchurch, we'd suggest a leisurely drive up the Port Hills for some great sites and then over to the harbour of Lyttelton, before circling through the tunnel and back to the airport to continue your journey home.

Farewell from Aotearoa / New Zealand

Bid farewell to Aotearoa / New Zealand, taking with you unforgettable memories of its breathtaking landscapes and incredible adventures. In Māori, it is said mā te wā, which is not goodbye, it is see you soon!

Tour details

Departures:	Daily
Tour type:	South Island Self Drive
Starts:	Christchurch
Finishes:	Christchurch
Tour length:	9
Accommodation:	Boutique Lodges & Hotels
Car/transport type:	

Accommodation summary

Day 1	Orari Bed & Breakfast
Day 2	Hermitage Hotel, Aoraki Wing Premium
Day 3	The Dairy Hotel Queenstown, A Naumi Chapter
Day 4	Te Anau Lodge
Day 5	Overnight Boat in Milford Sound
Day 6	Te Anau Lodge
Day 7	Camp Estate at Larnach Castle
Day 8	Orari Bed & Breakfast